

























122 100m Freestyle Women Multi-Class Heat

Official

Rank	Competitor	Age	Club	RT	PTS	Result	
1	 Chloe Gladwin	S19 18	 Whakatane Swimming Club	0.89	782	1:05.16 Entry: 1:05.61 -0.45	Q
	25m: 14.91 50m: 30.99 (16.08) 75m: 48.03 (17.04) 100m: 1:05.16 (17.13)						
2	 Lili-Fox Mason	S10 20	 Wharenui Swim Club	0.77	677	1:07.74 Entry: 1:07.21 +0.53	Q
	25m: 15.56 50m: 32.69 (17.13) 75m: 50.33 (17.64) 100m: 1:07.74 (17.41)						
3	 Jade Lucy (V)	S14 28	 SLC Aquadot NSW	0.87	670	1:06.12 Entry: 1:03.54 +2.58	Q
	25m: 15.13 50m: 31.88 (16.75) 75m: 49.26 (17.38) 100m: 1:06.12 (16.86)						
4	 Emily Mullany	S19 15	 Dannevirke Swimming Club	0.90	520	1:14.65 Entry: 1:13.75 +0.90	Q
	25m: 16.77 50m: 35.66 (18.89) 75m: 55.94 (20.28) 100m: 1:14.65 (18.71)						
5	 Melissa Donoghue	S18 38	 Hamilton Aquatics	0.96	461	1:37.72 Entry: 1:36.40 +1.32	Q
	25m: 21.57 50m: 45.55 (23.98) 75m: 1:11.53 (25.98) 100m: 1:37.72 (26.19)						
6	 Brooke Anderson	S8 20	 Vikings Swim Club Inc		426	1:27.15 Entry: 1:27.37 -0.22	Q
	25m: 19.32 50m: 41.58 (22.26) 75m: 1:04.93 (23.35) 100m: 1:27.15 (22.22)						
7	 Aimee Van Aardt	S18 25	 Pukekohe Swimming Club		404	1:42.08 Entry: 1:42.45 -0.37	Q
	25m: 22.46 50m: 48.02 (25.56) 75m: 1:15.06 (27.04) 100m: 1:42.08 (27.02)						
8	 Amber Proudfoot	S8 17	 Aquagym Swimming Club		385	1:30.09 Entry: 1:30.77 -0.68	Q
	25m: 22.67 50m: 44.60 (21.93) 75m: 1:07.95 (23.35) 100m: 1:30.09 (22.14)						
9	 Millie Long	S10 17	 Selwyn Swim Club	0.80	370	1:22.84 Entry: 1:24.76 -1.92	Q
	25m: 18.86 50m: 39.79 (20.93) 75m: 1:01.53 (21.74) 100m: 1:22.84 (21.31)						
9	 Londyn Dillinger	S10 13	 Murihiku Swimming Club	0.96	370	1:22.86 Entry: 1:17.54 +5.32	Q
	25m: 19.03 50m: 39.69 (20.66) 75m: 1:01.40 (21.71) 100m: 1:22.86 (21.46)						
11	 Charlotte Rozen	S18 29	 Wharenui Swim Club		362	1:45.84 Entry: 1:44.34 +1.50	R1
	25m: 23.29 50m: 49.76 (26.47) 75m: 1:18.24 (28.48) 100m: 1:45.84 (27.60)						
12	 Summer Vincent (V)	S14 16	 Woogaroo Queensland	0.91	334	1:23.36 Entry: 1:18.70 +4.66	R2
	25m: 17.67 50m: 38.79 (21.12) 75m: 1:01.52 (22.73) 100m: 1:23.36 (21.84)						